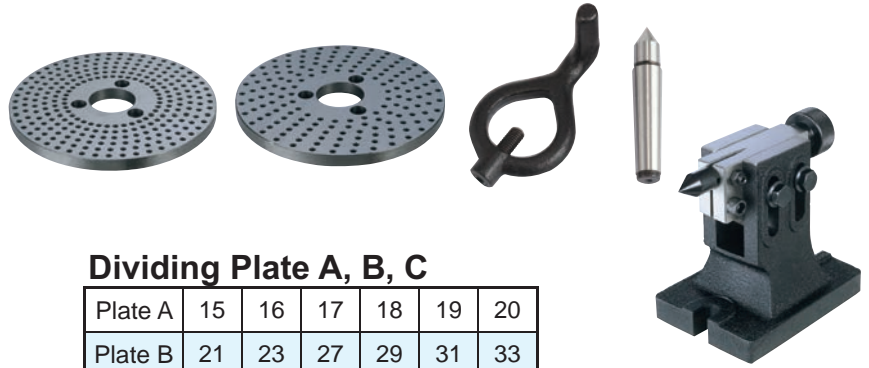
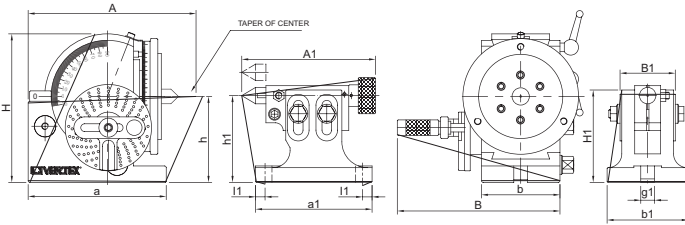


Standard Accessories

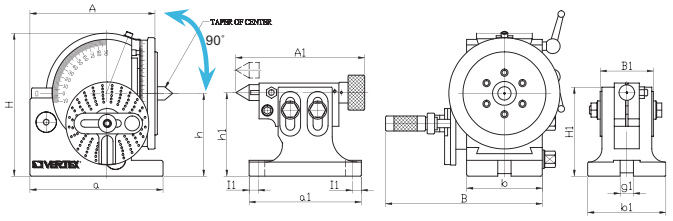


Dividing Plate A, B, C

Plate A	15	16	17	18	19	20
Plate B	21	23	27	29	31	33
Plate C	37	39	41	43	47	49



BS-0



BS-1

Semi-Universal Index No. 0 No. 1 (Head-stock):

Unit:mm

ORDER NO.	A	B	H	l	a	b	g	h	TAPER OF CENTER	SPINDLE THROUGH HOLE	CODE NO.
BS-0	177	188	173	13	160	91	16	100	MT-2	18	1001-050
BS-1	245	230	220	19	205	114	16	128	MT-3	20	1001-051

Semi-Universal Index B & S Type

No. 0 No. 1 (Tail-Stock):

Unit:mm

ORDER NO.	A1	B1	H1	l1	a1	b1	h1	g1	N.W. (KG)
BS-0	155-180	64	107	11	134	94	80-108	16	4
BS-1	170-195	64	150	11	155	110	150-115	16	5.3

- Dividing Head can divide in any angle by the direct, indirect, or different methods. The ratio between the worm and the worm gear is 40:1.
- Hardened and ground spindle is rigidly held in a taper roller bearing. Worm is hardened and ground also.
- The swivel head can be locked of any angle from 10° below horizontal to 90° vertical-precision fitting to base assures smooth rotation.
- All models have threaded spindle nose and 24 hole dividing plate with easy conversion to fast direct indexing on numbers 2, 3, 4, 6, 8, 12, and 24.
- Easy indexing of all numbers from 2 to 50 and many numbers from 52 of 380. Model BS-2 is also equipped for different indexing of all numbers from 2 to 380, and for spiral cutting.
- Accurate precision, little backlash, fine appearance and strong structure so can assure smooth rotation.

THE CHUCK FIXING HOLE IS FROM FRONT.



BS-0-J-5 is BS-0 fitted with 5" 3-Jaw Chuck

OPTIONAL

The Chuck Fixing Hole Is From Front.
F. TYPE



BS-0T 1 1/2 - 8TPI TYPE
BS-0T 1 1/8 - 12TPI TYPE
BS-1T 1 1/2 - 8TPI TYPE
Call VERTEX to check old model's stock.

ORDER NO.	N.W. (kgs)	G.W. (kgs)	Meas. CFT	Applicable Chuck	CODE NO.
BS-0	19	(C)20	0.8	5" (Ø130mm)	1001-050
BS-1	32	(C)33	1.3	6" (Ø160mm)	1001-051
BS-0-J-5	24	(C)25	0.8	WITH 5" CHUCK	1001-053
BS-1-J-6	42	(C)45	1.3	WITH 6" CHUCK	1001-054