

Sliding table saw

minimax sc 1g

Ultra-compact design with tiltable saw blade and unique features in this performance class



Article number ▾

5504113

Brand ▾

Holzkraft

Availability ▾

No stock available

Information:

Next availability

Expected on calendar week 15/2024



Catalog directory ▾

Woodworking machinery » Circular saw / Sliding table saws » Sliding table saws » minimax sc 1g


Purchase ▾

Minimum 1 pc(s).

Shipping informations ▾

Packaging Metrics		Weights		Delivery		Other	
Length	1,250 mm	Gross	170 kg	Delivery	Carrier	DualUse	✘
Width	800 mm	Net	170 kg	Content	1 pc(s).	SCIP	n/a
Height	1,300 mm					SVHC	No

Root data ▾

Country of origin	EAN	Custom number	Quantity unit
 Italy	4036351205678	84659120	pc(s).



MADE IN ITALY

Description ▾

- The work table made of heavily ribbed grey cast iron and the base frame made of welded steel guarantee torsional rigidity and vibration-free work
- Maximum length for formatting 1200 mm
- Format sliding carriage made of anodized aluminium
- Cutting plane directly on the saw blade
- Saw unit can be tilted up to 45 degrees
- Powerful motor
- Trimming frame with aluminium crosscut fence and folding fence for panels and large workpieces
- Rip fence as standard with round bar guide and fine adjustment
- High-quality machine at a real entry-level price
- Made in Europe

Media informations



Aluminium sliding table

- With ball contact system proven thousands of times
- Insensitive to dust and dirt due to minimal contact point between ball and trapezoidal rail
- Permanently smooth running



Sawing unit

- Lifting and tilting of the saw unit by means of convenient hand wheels
- Anodised aluminium roller table with 1200 mm travel on the saw blade for maximum cutting precision

Technical data ▼









Dimensions and weights			
Net weight approx.	170 kg		
Extraction port			
Extraction port diameter bottom	120 mm	Saw blade protection extraction port diameter	60 mm
Footprint			
Transport width	680 mm	Space requirement length	2613.5 mm
Space requiremen width/depth	2134 mm	Explanation about space requirement The dimensions take into account maximum travel distances or usable lengths	
Work area length	1600 mm	Work area width/depth	2300 mm
Explanation about work area	Please add the given dimensions with the required space to obtain the free space recommended for the machine.		
Electrical Data			
Supply voltage	400 V	Mains frequency	50 Hz
Drive motor output	1,8 kW	Duty type drive motor	S6
Duty cycle drive motor	40 %		
Sliding carriage and table			
Sliding carriage length	1140 mm	Sliding carriage width	200 mm
Sliding carriage height	70 mm	Table length	1024 mm
Table width	224 mm	Work height	900 mm
Circular saw unit			
Max. cutting width with rip fence	700 mm		

		Max. cross cut width left from saw blade	1200 mm
Trimming length	1200 mm	Saw blade angle	90 – 45 °
Max. cutting height 90°	67 mm	Max. cutting height 45°	40 mm
(Main) saw blade diameter	250 mm	(Main) saw blade speed	3900 min ⁻¹

Equipment ▼

Anodised aluminium sliding sizing carriage	✓	Claming frame	with crosscut fence with an aluminium folding fence
Saw rip fence	with round rod guide	Eccentric clamp	✓
Table broadening	✓	Saw blade cover	✓

Accessories ▼

	<p>Cutting flat tooth circular saw blade KSB-ZF 250/18</p> <p>Highest quality level especially for industrial applications on stationary machines</p> <p>Article number ▼ 5262518 Availability ▼ In stock Immediate delivery Purchase ▼ Minimum 1 pc(s).</p>		<p>Price informations ▼</p>
	<p>Cut-to-size alternating teeth circular saw blade KSB-WZ 250/24</p> <p>Highest quality level especially for industrial applications on stationary machines</p> <p>Article number ▼ 5262524 Availability ▼ In stock Immediate delivery Purchase ▼ Minimum 1 pc(s).</p>		<p>Price informations ▼</p>
	<p>Edging and production cut circular saw blade KSB-BF 250/42</p> <p>Highest quality level especially for industrial applications on stationary machines</p> <p>Article number ▼ 5262542 Availability ▼ In stock Immediate delivery Purchase ▼ Minimum 1 pc(s).</p>		<p>Price informations ▼</p>
	<p>Special format and edging circular saw blade KSB-SFB 250/80</p> <p>Highest quality level especially for industrial applications on stationary machines</p> <p>Article number ▼ 5262581 Availability ▼ In stock Immediate delivery Purchase ▼ Minimum 1 pc(s).</p>		<p>Price informations ▼</p>



Extraction system connection set 120/58 mm



Article number ▼

5146060

Availability ▼

In stock
Immediate delivery

Purchase ▼

Minimum 1 pc(s).

Price informations ▼



Splitting wedge positively guided for saw blade for saw blade Ø 250 - 350 mm / 2.8 mm riving knife thickness



Article number ▼

5515001

Availability ▼

In stock
Immediate delivery

Purchase ▼

Minimum 1 pc(s).

Price informations ▼



Circular saw blade set 250 mm



HOLZKRAFT sizing saw blades comply with the highest quality level especially for industrial applications on stationary machines

Article number ▼

5260250

Availability ▼

In stock
Immediate delivery

Purchase ▼

Minimum 1 pc(s).

Price informations ▼

Prices on this data sheet are recommended retail prices, subject to change, in €, plus VAT at the statutory rate, plus packaging, shipping, transport, unloading, assembly and, if applicable, instruction costs. Sales prices of the dealers can deviate. No liability is accepted for printing errors, mistakes or incorrect presentation. Technical and optical changes are reserved. Illustration partly with optional accessories.